

2021 Super Late Model Rules

Unified Motorsports Association of Asphalt Racing
UMA- Super Late Models 2021 Rules 5.2

General: These rules and regulations are designed to govern driver and crew member conduct during UMA racing events. By participating in these events, all drivers are required to comply with these rules. While UMA makes no claim of guaranteed safety, these rules are enforced as a guide for the conduct of the sport. UMA is in the entertainment business. Drivers, Owners, Crew and UMA Staff cooperate to provide this exciting level of entertainment. All rules, race scheduling and structure, are designed and implemented to support a balance between competition and entertainment value. Drivers and crew are required to conduct themselves as professionals at all times. UMA may change any rule at any time in an effort to reduce the cost of racing, maintain equal competition, or improve safety.

Procedural Rules: It is the goal of Unified Motorsports Association management to maintain the safest possible racing conditions for all drivers, fans & track personnel. Only safety crews and wrecker crews are permitted on the track in the event of an accident. Pit crew members are not permitted on the track. Drivers are required to stay in their car in the event of an on-track incident. If a driver, for whatever reason, exits a car on the track during a caution period, the race will automatically be placed under a red flag and all cars will come to a complete stop. A driver may exit a car if requested by a safety crew member or if safety warrants in cases such as a fire or if car is upside down. Drivers that exit a car without permission, for whatever reason, are subject to fine and/or suspension at the discretion of track management. Drivers are also encouraged to drop the window nets after an accident as a sign to approaching safety crew members that they are ok, especially in a multicar situation to alert approaching safety crew members which drivers are in need of urgent attention.

Rules Infraction Policy: UMA Management may suspend or fine any driver, team member, or car owner for violation of track rules, policies, or procedures. Management has right to confiscate any item that is in violation of the rules.

2021 Super Late Model Specifications



1. SAFETY EQUIPMENT

1A. SEATS - Approved aluminum driver's seat required.

Seat must be fastened to frame/roll cage and located to give adequate distance from driver's arm to door bars. Shoulder supports on right and left sides of seat and head support on right are required. Full containment seats recommended. Seat may not protrude outside 4 point upright or top cage halo. All driver seats must be manufactured by a recognized manufacturer of seat and safety equipment, multi-layer aluminum seat and approved by UMA officials. Seats may also be Carbon Fiber or Carbon Composite or others. This should not be used as a weight saving measure. We have found several new seats that are affordable and safe and meet with the rules and thoughts of the UMA. Seats must remain "as purchased and produced", no holes or other modifications made for weight reduction. Homemade seats or sprint car type seats are not permitted. Seat construction must be approved from the seat bottom to above the driver shoulder area; must be fully padded, with padded pelvis, rib and shoulder supports on both the left and right side. Exception – Lajoie seat where construction is such that rib supports are not required. Bolt on systems are approved for competition. Seats must be equipped with left and right leg extensions, fully padded, running from the edge of the seat to the entrance of the foot box area. Recommendation – a minimum 1/8" (.125-inch) thick steel plate be mounted on the front of backside of the rear hoop of the mid-section in front of the left rear wheel. Plate should extend from the horizontal shoulder bar downward the height and width of the driver seat.

1B. SAFETY BELTS-*Belts must be dated within 3 years of event date or newer.* All seat belt and shoulder harness systems must be SFI specification 16.1, type Y-type shoulder belts are not approved for use. A minimum five-point harness system is mandatory. Competitors using the HANS device may use a standard three-inch (3") or the Schroth racing or equivalent two inch (2") wide shoulder strap. Schroth Racing shoulder strap system has been specifically designed for use with the HANS device. Schroth part numbers are profi iii-6fh; hybrid iii-h; profi iii-6h. Shoulder harness belts shall not be mounted lower than the shoulder line of the driver or 10 degrees. Belts must be anchored to roll cage or frame. Grade "5" bolts 1/2" min diameter required. Shoulder harness belts shall not be mounted lower than the shoulder line of the driver or 10 degrees. 6-point belts (double crotch strap) are recommended.

1C. FIRE SUPPRESSION SYSTEM-A minimum five-pound (5) on-board fire suppression system is required. 10# fire suppression with multiple discharge points is highly recommended. Cold Fire systems recommended for cockpit usage. Must have gauge in view and must be fully charged. Cockpit must be completely sealed off from engine compartment and fuel cell. Roll bar padding required around driver; *Recommended: Fire retardant padding.*

1D. LEFT SIDE WINDOW NET-Left side driver window net is mandatory. Construction must be web-type safety net with mechanical release. Net bar must be a minimum of .1875-inch (3/16") flat steel or .375-inch (3/8") round stock and run the entire length of the window net between mounting points. Mechanical release must be welded to the front or "a" pillar end of the bar. Spring-loaded releases are not approved for competition. Driver net must be secured in place and centered in the door area and must be secured to the upper roll cage horizontal member. Window nets must drop down. Must latch on top. No Fish net style window nets.

1E. DRIVER'S ATTIRE -Complete SFI- approved fire retardant driving suit designed for racing along with fire retardant gloves, socks, underwear, and shoes required. Eye protection and a **Snell SA-2015** or newer helmet required. Snell "M" or D.O.T helmets not allowed. Use of head and neck restraint devices is highly recommended for all hot-track activity. Approved devices are the HANS device, LFT Technologies R3, Simpson and the Hutchens ii device. UMA officials will monitor items related to safety, but ultimately it is the responsibility of the driver to monitor, maintain, and update his safety equipment.

1F. CARBON FIBER USAGE-Carbon fiber for safety use only in Seats, Helmets & Hans Devices. Carbon Fiber is NOT allowed for dash, panels, duct work, bolts, brake ducks, brackets, or braces made out of this material.

2. BODY

2A. Five Star Next Gen, Original ABC body configuration and AR Revolution Series Body are approved and must be mounted in accordance with The Five Star Referee specifications and allowances. Original ABC body configuration rules apply, unless otherwise stated. The Five Star Referee will be the official method of body measurements including tread width. Refer to rulebook body guidelines posted at <http://www.fivestarbodies.com>. No attempt to get any aero advantage allowed, panning of nose or sides, windows, side skirts, noses, tail panels, etc. are not allowed. Five Star Bodies or flat 12 inch side vent windows only, 3 window braces front and 2 rear window braces required, and must be approved. Clear polycarbonate quarter panel windows with a minimum thickness of .090 inch must be used in all cars. No cutting, lightening, or excessive trimming around windows or drilling of holes in any body panels or windows to exhaust air. No panels allowed to extend tops of doors, add to UMA/Five Star Rules MEASUREMENT "A" Must be a minimum of 11.5 inches and nose measurement must be 20 inches minimum from hood to bottom of the nose. Right side door inner panel must drop down from the door and must be official approved. Panning under car (weight trays) will be allowed, panning may start at foot box and only run to back of driver's area (cockpit) and remain inside frame rails. Rub rail are discouraged and may only be used if they are polycarbonate. Window tint of any kind will not be allowed on windows or spoilers. Titanium bolts, brackets, braces, are not allowed.

2B.SPOILER-All spoilers will have a minimum 3/16" thick clear polycarbonate blade with no lettering and a maximum width of 60" measured across back of spoiler and maximum blade height of 6.5". Spoiler must be centered on bumper cover with each blade measuring maximum of 29-3/4" with a minimum 1/2 inch to maximum 5/8 inch split in the center to accommodate the centerline template, no tape or inserts may be used to cover this opening at any time. Minimum spoiler angle is 55 degrees. Rear bumper cover; top height 34-7/8" max at base of spoiler on centerline; max spoiler height is 41.5" on 4" blocks. Rudders or forward mounted brackets will not be permitted.

2C. Cars will be placed on 4" blocks to confirm correct height of body components.

2D. Standard opening for the grill screen area only as approved for ABC manufacturers' production, must be maintained at all times. Only ABC approved manufacturers' mesh screen may be used for the radiator opening in the nose with a minimum of 3/16" stainless mesh.

2E. *Tape may NOT be used on the radiator grill opening or brake ducts in the nose at any time nor on rear spoiler blades. Tape is allowed on hood seams only.*

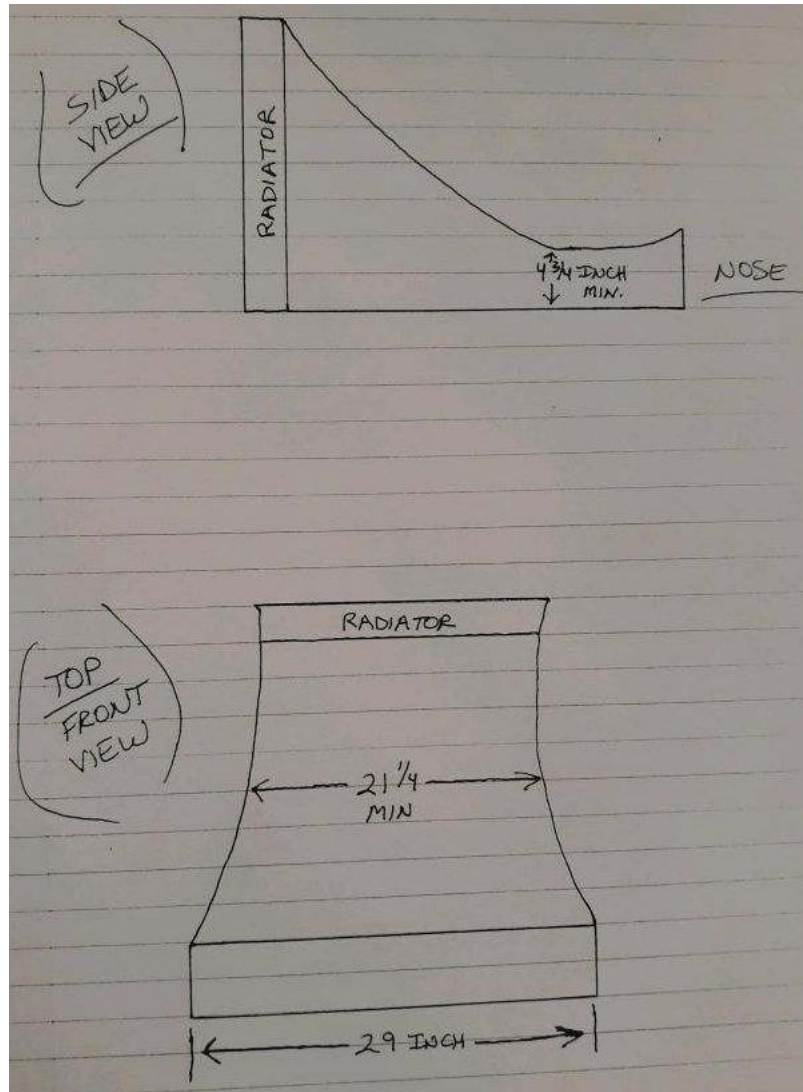
2F. Air intake boxes are permitted for the carburetor with cowl inlet only. The back of the cowl induction box must be flat or must be stock Five Star or AR part. No additions to or devices for directing the flow of the air into the air cleaner or air cowl intake box are permitted. You may not grab or funnel air into air intake box in any fashion. No type of forward air intake allowed. Air cleaner is mandatory to act as a flame arrestor. No additives allowed in air filter.

2G. The duct work between the nose and the radiator may be no wider than 29" at any point and also must not be any wider than the radiator at its connection point. The duct work shall consist of a one piece flat bottom and the sides and top panels may be either flat or curved construction. The smallest (narrowest) vertical dimension point of the side panels is 4 3/4" in height and the narrowest across dimension of the top panel is 21 1/4". The interior of air box between nose and radiator shall be clear of any added devices or obstructions that interrupt deflect or obstruct incoming air to the radiator. Openings for brake cooling ducts are permitted off of the sides of air box but may not extend into interior of duct work. A Five Star C-5 air flow plastic duct or Bump-N-Run bag product or AR Body EZ Max plastic duct system may be substituted in lieu of conventional aluminum duct work. No Carbon fiber allowed in this process. No types of under-body air deflectors allowed. Approval of any design of air box duct work shall be the decision of tech officials and/or competition director. No Carbon Fiber; radiator ductwork.


See Illustrations Next Page



APPROVED SIZING FOR NOSE TO RADIATOR AIR DUCT BOX



APPROVED FIVE STAR & AR AIR DUCT MANAGEMENT PRODUCTS



3. TRACK WIDTH / WHEELBASE

3A. Measured at spindle height 66" maximum all cars (zero tolerance).

3B. Minimum 101" wheelbase required on both sides.

4. CHASSIS

4A. Tube or stock stub allowed.

4B. All chassis must have driver's foot protection bar (Martin bar)

4C. Tow hooks on front and rear required.

5. ROLL CAGE CONSTRUCTION

5A.-The following is the minimum specification requirements for roll cage construction approved for UMA competition. UMA officials reserve the right to sonic test any or all, structural chassis members at any time during a sanctioned event. Structural chassis member(s) found in violation of minimum requirements render that chassis ineligible for competition until minimum standards are met or exceeded. Drilling holes to lighten any part of the body, chassis, suspension or bolts is not permitted. Only steel round; rectangular or square tube is approved for roll cage or chassis construction of any main or supporting substructures. Wall thickness; size and/or diameters are specified where necessary. A four-point (4) roll cage structure utilizing a minimum 1.75- inch x .090-inch (1-3/4"x.090") diameter d.o.m. steel tubing is mandatory. The entire structure must be welded to the primary frame structure with a minimum of four (4) horizontal driver side door bars. A minimum of 2" x 3" x .095" wall steel tubing is mandated for main frame rails. Main frame rails are identified as midsection rails. Main frame rails and side rails must be located within the normal tread width of the car. A minimum of 2" x 3" x .083" wall steel tubing for front clip rails, rear clip kick-up rails need to be a minimum of 2"x2" square x.083" wall. No material substitution permitted. Roll cage structure must be braced to the front frame stub, with the hoop section surrounding the engine compartment; running rearward with diagonal member's connection to the rear frame section. Nose, right side kick outs and rear bumper cover supporting structures must be a minimum 1.500-inch x .063- inch OD steel tube. No material substitution permitted, no aluminum allowed on the structure of the chassis.

5B. DRIVER SIDE DOOR PLATES

1. Left side driver support bars and plates are mandatory, no drilling for lightning allowed

2. No material substitution is permitted.

3. All support bars and plate installation is subject to approval. Solid filled from A-B post.

4. All plates must be (1/8") Steel or add 25#s for non-compliance, sonic testing will be used

See options listed below Plan A or Plan B

Plan A – 0.125-inch, 1/8" solid steel plate bolted to the left side door portion of the roll cage.

Doorplate must be bolted to the roll cage using a minimum of six (6) each 3/8" (.375-inch) aircraft quality bolts and washers.

Welding of the plate to the roll cage is prohibited.

Plan B – minimum 0.125-inch (1/8") thickness steel plate must be welded to the space between each left-side door bar.

Offset chassis right side door bars commonly called the outrigger or the kick-up bar, must be constructed of a minimum 1.250-inch x .065-inch wall round or square steel stock. Front of outrigger bar must go to right front frame behind right wheel. All supporting substructure must be constructed of 1-inch x .063-inch wall round or square steel stock. No material substitutions permitted.

Illustration pictured below.



6. SUSPENSION

6A. Coil over or leaf style suspensions only.

6B. No computer or hand operated controlled suspension.

6C. No titanium, Inconel, exotic materials, parts, or components allowed anywhere on racecar,

6D. No hollowed-out bolts of any kind on suspension components.

6E. Front suspension adjustment must be done from under the car or by lifting the hood.

No holes in the hood, fenders or other body parts from the windshield forward to adjust front suspension component(s)

6F. No suspension adjustment devices are permitted in the driver's compartment area or in reach of driver at any time in car.

Weight transfer or suspension adjustment devices, adjustable while the car is under way are prohibited.

6G. Rear suspension must be Non-independent, live axle type only.

6H. Remote rear suspension adjusters are permitted when accessible through the rear window. A Maximum of three (3) one-inch (1") diameter holes are permitted in the rear window. Each hole can allow access to one adjustment device only. No adjuster may extend forward of the rear window area.

6I. Lift bar suspensions will be permitted. No 5th Coil Suspensions, No birdcage set-ups of any kind (3 or 4 link). No part of the trailing arm mounting may freely rotate around the rear end, must be welded or bolted in place. Trailing arms mounting behind the driver must have a 1/8" steel protection plate protecting driver. No cantilever, wishbone, or torsion type suspensions maybe used.

7. REAR END

7A. Rear ends may be quick-change, min 8 inch ring gears, with full-floating hubs or 9-inch Ford

7B. No open tube rear ends permitted.

7C. Aluminum tubes allowed on quick-change, must add 5 lbs. on each tube.

7D. Material used for rear end section is at the discretion of the team, hub pins must be steel.

7E. Max rear camber is + or - 1 degree measured w/the rear axle level.

7F. No titanium axle shafts

7G. Cars must be utilizing a locked rear end with a Spool. No part of the spool may move or twist.

Ratcheting/Torque Sensing differential are **NOT** Allowed

8. SHOCKS/ SPRINGS/SPINDLES

8A. Maximum triple adjustable shocks only acceptable and **only (1) one shock, (1) steel coil spring and (1) steel bump spring per wheel.**

8B. No electricity to the shock, hydraulic spring perches or air shocks allowed and no shock may be adjusted by driver within driver's compartment.

8C. Spring rubbers are permitted and must be removed manually. No removal devices may extend outside the body of the car or be accessible to the driver in the driver's compartment.

8D. Heating pads, cover and/or blankets will not be permitted over the shock absorbers.

8E. Shock bump stops will be allowed

8F. Spindles must be Steel. (Exception: approved Coleman Spindle)

8G. Teams who utilize a "2-way only" or less adjustable shock on all four corners will receive a 25# weight break, driver must declare shock package to UMA officials before qualifying of event.

9. STEERING

9A. Quick release steering wheel required.

9B. Steering shaft must incorporate a minimum 2 U-joints and deflect force away from driver.

9C. Collapsible steering shaft recommended.

9D. No electric power steering units. No titanium steering components or hardware allowed.

10. BRAKES

10A. All cars must have functioning brakes on each wheel. All brake lines must be fully visible for inspection at any time and must not be run thru the inside of any part of frame.

10B. Maximum 4 piston brake calipers.

10C. Fixed mounted or floating rotors only.

10D. Steel rotors only, No Carbon Fiber or aluminum rotors.

10E. All air for brake blowers for front wheels must be taken from nose or radiator air box only, may not pull air from under car at any time. Max 2 per each wheel. Air must only be blown on brake rotors. Ultra-cool Fans may also be used. Carbon Fiber fans are not approved.

10F. Knob-type brake bias adjusters are allowed.

10G. Maximum MSRP \$549.95 limit on brake calipers.

Starting in 2021 cars exceeding MSRP Limit on calipers will add 5lbs per illegal caliper

11. TIRES

Hoosier 3035 Left and 3045 Right-All UMA Special Event Tires must be purchased from the track holding the event. (Alive for 5 Series-Dells Raceway Park)

UMA strictly prohibits alteration of a tire(s) and is not permitted and defined as changing the physical and/or chemical composition of the tire by cutting; grinding; buffing; warming; cooling or the use of chemicals whereby the tread area or the interior surfaces of the tire is changed from the manufacturer's specifications; alteration or defacing of tire identification numbers; labels; code numbers or serial numbers. Any violation of this nature causes the tire(s) to be deemed ineligible for competition. Tires maybe checked at any time.

12. WHEELS

12A. Steel approved 5 lugs wheels only, must be 15x10. 15" diameter x 10" width

12B. Wheel must be 5x5 or wide 5 pattern only.

12C. Absolute Minimum wheel weight 16 lbs. Steel wheels only permitted.

12D. Bleeder and/or pop-off valve devices are not permitted

12E. Wheel Studs and Spacers: A minimum of five (5) lug nuts per wheel, minimum 0.625-inch (5/8") solid steel nuts, showing a minimum of two (2) threads through the nut, must extend through the lug nut when clamping the wheel to the hub. Wheel spacers, if used, must be made of steel or aluminum and a minimum 6.75 inches in diameter. Shims are not permitted when mounting wheel studs to hubs.

13. CLUTCH

13A. 5.5 inch or larger will be the only clutch allowed. Max price MSRP. \$1600

13B. Absolutely no carbon fiber or poly clutches allowed.

13C. Bell housing must have an opening at bottom (to allow a clear view of clutch).

13D. Only standard material clutches allowed. No Slipper or Centrifugal clutches allowed.

14. TRANSMISSIONS

14A. Bert or Brinn style transmissions are allowed.

14B. No bottom load transmissions.

14C. Must have two forward and 1 reverse working gears minimum.

14D. Must be self starting

15. DRIVESHAFT

15A. The drive shaft shall be made of steel or aluminum only. Carbon-fiber not permitted.

15B. Containment hoops (2 required), constructed of a minimum 0.1875-inch thick steel, are mandatory and the forward hoop Must be 4-5 inches minimum behind front yoke.

16. WEIGHT/ENGINE PACKAGE COMBINATIONS.**16A.** All cars will be allowed up to a maximum left side weight percentage up to 60%**16B.** Weights include driver, race ready with fuel on board.**16C.** All lead weights must be painted white, with the car number painted on each individual piece. All lead weights must be securely fastened. Any lost weight will result in a \$10 per pound fine. No Tungsten or similar weight allowed! All weight must be in solid blocks.**Engine-Weight Chart / Gas allowance is one ½# per lap & caution lap provision if necessary of ¼#**

| WEIGHT | Approved Engines | CARB ALLOWED | RPM CHIP | NOTES |
|---------------------|---------------------------------------|--|---------------------------|---|
| 2600 DRP/MIS/MMS | GM Certified 604 Crate | Holley 650cfm 4bbl 4150 HP part # 80541 | All tracks w/6400 Chip | DRP/MIS/MMS |
| 2650 GSS/SPS | GM Certified 604 Crate GSS/SPS | Holley 650cfm 4bbl 4150 HP part # 80541 | All tracks w/6400 Chip | Golden Sands & State Park Speedways |
| 2750 | Non-Certified or updated 604 Crate | Holley 650cfm 4bbl 4150 HP part # 80541 | All tracks w/6400 Chip | All Tracks |
| 2700 | LLM Concept/ Iron Head Only | Holley-4412 500 cfm 2bbl | - | |
| 2700 | Wegner 5.3L sealed engine | Holley-4412 500 cfm 2bbl | All tracks w/7600 Chip | |
| 2750 | Wegner 5.3L sealed engine | Holley 650cfm 4bbl 4150 HP part # 80541 | All tracks w/7600 Chip | |
| 2750 | ACE Engine | Holley-4412 500 cfm 2bbl | - | |
| 2750 | 9 to 1 aluminum engines | Holley-4412 500 cfm 2bbl | - | |
| 2750 | Mcgunegill sealed engine | Holley-4412 500 cfm 2bbl | All tracks w/7600 Chip | |
| 2750 | TESAR sealed engine | Holley-4412 500 cfm 2bbl | All tracks w/7600 Chip | |
| 2750 | Hamner sealed engine | Holley-4412 500 cfm 2bbl | All tracks w/7600 Chip | |
| 2750 | LST w/builder I.D. | Holley-4412 500 cfm 2bbl | All tracks w/7600 Chip | |
| 2750 | Wegner 6.0L sealed engine | Holley-4412 500 cfm 2bbl | All tracks w/8000 Chip | |
| 2750 | SSPE | Holley-4412 500 cfm 2bbl | All tracks w/8000 Chip | |

(Any Engine not listed in above chart could be certified by the UMA for competition) Unlisted engine packages not in above chart will have a weight of 2850 with a 4412 2-barrel carburetor unless the certification process for competition has been completed as described above. Unlisted engine packages will be handled on a case by case basis

17. COOLING SYSTEM**17A.** Radiator mounted in front of engine, between frame horns.**17B.** Fan protection required and overflow tank recommended.**17C.** Water pump must be stock type in stock location. Electric water pumps are NOT allowed.**17D.** Antifreeze is strictly prohibited.

18. ENGINE SECTION-UMA Officials retain the right to adjust weight rules to promote competition among motor combinations. All part numbers must remain on all engine parts & No engine parts may be composite. Block must be cast iron. (Exception: Pre-Approved spec engine) No 18 degree or SB-2 Chevrolet heads. (unless pre- approved by UMA Certification) Engine Certification thru Wegner Automotive guidelines.

18A. ENGINE LOCATION- All engines must be located so that the center of the furthest forward spark plug is no more than 4-inches behind the front axle centerline which will be determined by the Referee. All Engines allowed up to 4-inch engine set back. All engine location measurements will be made with the frame set on 4" blocks Out of tolerance engine setback cars may be subject to a weight & or points penalty & or fine.

18B.EXHAUST SYSTEM-HEADERS/MUFFLERS- Mufflers are required for competition in UMA Super Late Models. Exhaust system must meet a rating of 100 decibels Max @ 100FT. All exhaust highly recommended to exit under car to meet this requirement. All exhaust systems must have mufflers that are not tampered with or hollowed. No one off or custom high dollar headers, no lightweight, stainless, titanium allowed. Any collector may be used without a cone style inserts. Exhaust that exits from door must be flush and must have door flange and mounted flush to door. Any car not meeting the 100 decibels @ 100ft will add 25 lbs. minimum for the night & issue be rectified before next event.

18C. IGNITION SYSTEMS-All ignition systems must be 12 volts. Only one 12 volt battery may be used at any time, batteries must be securely mounted outside of driver's compartment. Only one ignition box allowed in car at any time. Car may be wired for duel boxes but must have only one box in car while on track. Box must be in clear view, mounted on right side of dash with dials to right window opening. Crane/Fast Ignition must be kept complete with plate, coil, and box as a unit. Ignition boxes may be switched by UMA officials from car to car or swapped with UMA house ignition boxes at any time, Must be able to remove in five minutes. Ignition boxes approved: Crane Cams/FAST Ignition, HI-6RC (p/n 6000-6700) PS92N Coil (p/n730-0192), and Ignition Tray (p/n 6000-6363P). Or complete ignition kit (p/n 6000-6701). Must be mounted as shown and also not within the reach of the driver. Adjustment tabs may be sealed by UMA Officials. RT side dash mounting highly recommended. Car side harness must match all factory connections per diagram below with no modifications to allow tech officials to test system. MSD Ignition and others are allowed, provided they are wired correctly for the use of a CRANE IGNITION tester. FAST (p/n 6000-6701) mandatory for use with SSPE MSD (p/n 6014 ct) mandatory for use with LST engine package. Teams will have 20 minutes to correct the wiring harness or face disqualification and/or fines. If you believe you have a problem please ask. Connector: the 6 wire harness must be 24" long maximum and have a female 6 pin, weather pack connector. Wiring of the system with a six pin weather pack approved style plug in.

a- Ignition switch 12v (small red)

b -Points pick-up (small white) brown gm boxes

c -Coil negative (small black)

d -Coil positive (small orange)

e -Green Wire to distributor

f - Purple Wire to distributor

18D. TRACTION CONTROL AND ON-BOARD ANALYSIS

Any type of traction control equipment is strictly prohibited on any car or location in the pit area of any event and will subject the team(s) to Confiscation of equipment, penalties and/or monumental fine by the UMA. No computer or video analysis equipment of any kind allowed. Data Logging gauges or Data recording/acquisition equipment are not allowed.

19. SEALED ENGINES-All sealed engines will be within all the rules of the USRA rules package except for carb rules and spacer plates. These will be the only alterations to the USRA rules. Must be SEAL approved. Must also be run as delivered from said manufacturer. Must have all seals and proper documentation. Must also be on approved SEAL builders spec/info sheets. All sealed engines run in UMA must have inspection hole in oil pan under rod journal. All USRA spec/sealed engines must use ignition box supplied with engine package. Any engine weight may be adjusted at any time. ALL ENGINES MAY HAVE A CHIP INSTALLED OR ADJUSTED AT ANY TIME! Engines not of SEAL or UMA approved types may be run with prior approval. Weight for those engine packages will be determined at event.

20. (9 to 1) ALUMINUM HEAD ENGINES

20A. ENGINE BLOCK- Must be cast iron, No carbon composite or light weight blocks allowed. Must be stock appearing.

20B. CRANKSHAFT-Standard steel type only, minimum allowed weight of 38 lbs., stock angle crank shaft allowed.

20C. PISTONS-No part of piston may protrude above top of cylinder. 9 to 1 aluminum headed motors will have a 9.5 to 1 compression ratio (a ratio of 9.51 to 1 or higher will not be allowed).

Maximum engine displacement of 362 c.i. and minimum 347 c.i. aluminum headed motors may use dished or inverted dome pistons.

20D. CONNECTING RODS-Only approved steel rods allowed. No titanium, aluminum, graphite rods or stainless steel are allowed.

20E. CAMSHAFT-Only steel push rods (titanium, aluminum or graphite are prohibited). 9 to 1 aluminum headed engines are allowed roller cams and rev kits.

20F. CYLINDER HEADS-All cylinder heads must be approved by UMA and all modifications must be submitted to the UMA before any proposed modifications will be approved. All cast in part numbers must remain unaltered. Painting and /or coating of the heads will not be permitted. No 18-degree GM heads. Heads that are already approved are on file with the UMA Officials. All other heads must be approved prior to any competition by UMA Official. For all 9.5 compression motors the cylinder heads must be acceptable to UMA officials and meet the following requirements: Only steel or titanium valves will be permitted. Only magnetic steel valve springs will be permitted and only 2 valves per cylinder will be permitted, there are no valve size restrictions. Internal polishing and porting will be permitted. Spark plug holes must remain in stock location. Valve angle must remain within 2 degrees of stock angle; valves must remain in the stock location in relation to the cylinder bore center line.

20G. INTAKE MANIFOLDS-No fabricated intakes must be made of aluminum. Only one flat gasket with maximum of .120 may be used between intake manifold and cylinder head. No spacer or wedge type gaskets allowed. May be polished and ported. Directional devices will not be permitted inside the intake manifold. Air holes will not be permitted to be opened in the intake manifold. Painting and /or coating of the intake manifold will not be permitted.

20H. No engine part may be composite. All part numbers must remain on all engine parts.

21. ACE TYPE ENGINES (New Updated Cylinder Head is NOT Approved for UMA Competition)

21A. Must be able to sell heads, complete for \$2500.00 (hardware, valves, valves springs, retainers, keepers and guide plates.) Brodix spec ACE cylinder heads must be unmodified, stock out of box. Machining, cutting, grinding, abrasive blasting, use of chemicals, or any alterations to change or alter the cylinder head or intake manifold from its 'as cast' state is prohibited. Valves 11/32 valve stem or 5/16 valve stem may be used. No titanium valves allowed. All valve spring sizes must be 1.55 max. No shaft rocker arms allowed except on Mopar engines. The use of Mopar ACE Engines has been allowed. Steel or titanium valve spring retainers are permissible. Maximum 4 stage oil pump. May have one extra water line per head. Valve job may be blended into combustion chamber 3/8 inch from seat. Any valve bowl porting under valves is not allowed.

21B. ACE Engine Manifolds

Any production type intake manifold allowed - provided it is readily available to all competitors from local race part suppliers. (Maximum cost \$375.00) maximum height of manifold is 7.25" (including any carb spacer and gaskets) the manifold height will be measured from the base of carb to top of cylinder block. Only one flat gasket with a maximum of .120 may be used between intake manifold and cylinder head - no spacer or wedge type gaskets allowed. No additional material may be added to manifold. No grinding or polishing of any part of the manifold -except you may match port the runners a maximum of 1".

21C. ACE Engine Pistons

Flat top pistons only - no part of piston may protrude above top of cylinder. (Maximum) compression ratio 10.5 to 1 (10.510 is illegal). Maximum engine displacement for GM and Ford is 362 ci. Dodge will be 364 ci. And minimum 350 ci. For GM, 346 ci. For Ford.

21D. ACE Engine Camshaft

The max lift on any roller cam is .625. Duration rule is 270 at 50 thousandths. No mushroom type lifters. Inlayed cams are prohibited. The maximum rocker ratio is 1.6 to 1. Rev kits of any type are prohibited. Only steel push rods (titanium, aluminum or graphite are prohibited). No roller bearing camshaft journals. Magnetic steel lifters, no ceramic.

21E. ACE Engine Connecting Rods

Only steel rods allowed. No titanium, aluminum, graphite or stainless steel. Rods using 3/8" bolts are allowed.

21F. ACE Engine Blocks

Must be standard factory production cast iron. (Only 010 or bow-tie approved). No aluminum blocks permitted. No altering of engine block permitted. Absolutely no grinding or lightening of blocks. The use of aftermarket blocks will be allowed in Ace engines. The engine builder must be on the approved engine builder list. No big bore short stroke ace engines will be allowed. No carbon composite or light weight blocks allowed.

21G. ACE Engine Crankshaft

Standard steel type only, minimum allowed weight of 43 lbs. (or stock type for block used) stock angle crankshaft allowed. No Honda journal crankshafts. Stroke 3.400 min to 3.500 maximum. LS firing order may be used. Minimum 1.980-rod journals or any under sized journals under factory dimensions.

21H. ACE Inspection

A 1.5" plug must be installed in the oil pan for inspection purposes. This hole must be directly under or side of the rod journal. If a windage tray is used, a hole must be provided in line with the hole in the oil pan. Cylinder head removal after any race may be required for inspection purposes.

21I. No engine part may be composite. All part numbers must remain on all engine parts.

22. GM 604 CRATE ENGINE-(P/N# 88958604 or 19318604) The 604 Crate must be used as produced from factory with up to 4" maximum set back. Motor will be allowed one Holley 4 bbl 650 cfm carburetor #80541-1 (with no modifications) and one .065 single paper gasket allowed with no adapter plate or spacer. All crate engines may not be altered from factory specs. Maximum timing is 36 degrees and must use a 6400 RPM chip; maximum compression can never be greater than 9.75 to 1. Any evidence of tampering with engine components will result in disqualification, confiscation, fine, and suspension for balance of season. UMA Tech staff reserves the right to impound motors for inspection or dyno testing. Any non certified/approved rebuilt crate engine will weigh 2750lbs. Weight adjustments may be made to retain competitive balance.

22A. UPDATED GM CRATE ENGINE-Crate engine with any or all of the following updates or any rebuilt crate engine will have a base weight of 2750lbs. Specific updates are; 1.6 rocker arms, Small Harmonic Balancer. Maximum compression can never be greater than 9.75 to 1. Maximum timing is 36 degrees. UMA authorized rebuilt crate engines must be done by a certified rebuild. Weight adjustments may be made to retain competitive balance.

22B. REV LIMITING CHIP-The use of a 6400 Rev Limiting Chip will also be used. UMA may change chips at random and may check chips at any time. All wiring must be sealed. No unplugged wiring. All ignition boxes must be mounted on the passenger side, in plain view, and out of reach of the drive and all wires to the distributor must be run separately and not part of a bigger loom or wiring harness. Noncompliance to any of the above statements will void you from having a UMA Certified Engine and the weight for a UMA Certified Engine

22C. CARBURETOR GM 604 CRATE-1-Holley 650 CFM 4150 HP carburetor, part number 80541-1 Carburetor must be securely fastened to the intake manifold and fully operational of all 4 barrels and include one (1) .0625-inch (1/16") or smaller flange gasket. Drop-in spacers, alteration, physical changes, machining, re-shaping or tampering with any part of the original parts, internal or external, is prohibited. Following is a listing of tuning and replacement parts permitted for use on the Holley 4150 HP Carburetor. Only genuine Holley replacement parts are permitted and must match exactly parts replaced. a. Jets b. Bleeds c. Needle and Seat d. Emulsion bleeds e. Power Valves f. Accelerator pump nozzles g. Accelerator pump cam h. Floats include all offered by Holley for the HP 4150/650 CFM Carburetor i. Floats maybe modified/angel cut. The use of any type Epoxy on the Holley 650 CFM 4150 HP carburetor, part number 80541-1 is prohibited. Coating of any type or the use of coatings on the Holley 650 CFM 4150 HP carburetor, part number 80541-1 is prohibited. Double return springs required.

22D. CRATE HEADERS-Any header with MSRP of less than \$450.00 maybe used. No Try Y headers will be allowed. No merge collectors. A header will consist of all parts inclusive to the final exhaust pipes. Exhaust must exit behind driver and meet 100 decibels Maximum at 100 feet. Mufflers are highly recommended are not to be tampered with or hollowed. Any collector may be used without a cone style inserts. No one off custom header allowed. Mufflers are Mandatory for Exhaust that exits from door must be flush and must have door flange and mounted flush to door. Any car not meeting the 100 decibels will add 25 lbs. minimum for the night & issue be rectified before next event.

23. SOUTHERN SUPER PARTS ENGINE (SSPE) (May Be Claimed for \$21,000 undressed + pulling fee)

(Claim must be presented within 10 minutes of checkered flag in writing to UMA Chief Tech Inspector of Event by a Top 20 team owner, paid in cash only)

23A. SSPE Cylinder Heads-Listed Brodix Cylinder Heads only. Heads may be surfaced to achieve proper compression ratio. Absolutely no other work of any kind will be permitted to the intake ports, exhaust ports, or combustion chambers. Ford part #: SP STS T-1 F STD 225-SSPE. Must retain minimum valve angle of 20°. Chevy Part #: SP STS T-1 STD 227-SSPE. Must retain min. valve angle of 21°. Multi-angle valve job permitted. Absolutely no blending of valve job below valve seat permitted. Chamber must retain shape 3/8" above valve seat. Minimal blending due to multi-valve jobs permitted. Maximum valve size: Intake 2.08", Exhaust 1.60", Stem size 11/32". Intake valve may be titanium or stainless steel. Exhaust must be stainless steel. No Titanium valve springs permitted. Maximum racer cost: \$425.00 per set. Titanium retainers permitted. Lock angles not specified.

23B. SSPE Manifolds-Intake must remain stock. Absolutely no match porting or blasting of any kind permitted. Slotting of bolt holes, water lines and matching of sides allowed. Ford part #: Edelbrock 2928, 2929, or 2934 only. Chevy part#: Edelbrock 2814 or 2892 only.

23C. SSPE Pistons-Maximum Engine displacement is 362 cubic inches. Maximum compression ratio is 11.5:1 with +.5 tolerance. Any flat top piston permitted with 927 wrist pin and .043 x .043 x 3mm ring package only. Pistons must not extend out of the top of engine block. Maximum racer cost of \$1400.00 per set.

23D. SSPE Camshaft-Camshaft must be Competition Cam Part #: 21151712. Camshaft must be installed on 104° intake centerline +/- 1°. Roller lifters, maximum racer cost of \$700.00 per set. Maximum lift of .715" while using 1.6 rockers checked at valve with zero lash. Maximum 1.6 rocker arm racer cost of \$1,500.00 per set. Magnetic-type push rods only. No keyway guided lifters permitted.

23E. SSPE Connecting Rods-Connecting rods: Minimum rod journal size 1.850". Absolutely no piston-guided rods permitted. Maximum racer cost of \$1400.00 per set. No titanium rods permitted. Minimum rod weight 560 grams.

23F. SSPE Blocks-Cast Iron engine blocks only.

23G. SSPE Crankshaft-Crankshaft must have a minimum weight of 40 pounds (with front timing pulley or sprocket). Minimum main size Chevy 2.300/ Ford 2.250. Maximum advertised racer cost of \$1400.00

23H. SSPE MISC-Maximum 5 stage dry sump oil pump permitted. Maximum racer cost of \$1,250.00. Oil pan must have 1" inspection hole. Absolutely no sectional pans permitted. Open box pans only (NO windage tray / scrapers etc.). Maximum racer cost of \$550.00. 14. Ignition System may only be FAST Ignition part # 6000-6701. Mount on right side of car dials point out the passenger side. The mag positive & negative shall be a maximum length of 62 inches. Must be remain uncut or spliced and on top of dash in clear view. Mandatory 8000 RPM Rev Limiter must be installed and fully functional. Absolutely no crank trigger pickups permitted. Cylinder head removal after any race may be required for inspection purposes.

24. LST ENGINE-Any builder may build this engine package. This will be a strict build on many parts. Furthermore any builder caught changing, modifying, or defacing any part of these rules will lose the rights to build such engine package. No part numbers on any part maybe removed. Any part, bolt on or internal maybe inspected, removed or confiscated at any time. This package will have an electric fuel pump mounted in safe place, fuel cell mounted is recommended. It will have an oil pressure cut off switch for fuel pump installed and working at all times. No override switch for fuel pump allowed must be controlled by block pressure switch only. All other engine rules for all engines will remain in force except for crank fire ignition and specific ignition. No parts of the package maybe lightened. Any form of circumventing these rules to be an advantage will not be tolerated. Standard LS firing order is the only firing order that maybe used. This engine package will be sealed by said builder of choice and will remain his responsibility and control until seals are removed by another builder, tech official, or sanctioning body. If a change of builders is in order it must again be registered to the UMA by the new builder and the UMA will need block numbers, builder, and owner of said engine along with complete parts list of build. All seal numbers will also need to be listed on paper work. Parts sealed Heads, Pan, and front Cover. Also the intake of this package does not carry any water and maybe removed for easy cylinder head inspection at any time.

24A. ENGINE BLOCK- Approved gm blocks only. No cutting, grinding, defacing, lightening etc. other than to cylinders and to deck block as needed. Bore 4.075 Maximum Stroke 3.622. Compression ratio 11 to 1 Maximum. Cubic Inch 375 Maximum.

24B. CRANKSHAFT-Chevrolet #12588612 or equivalent aftermarket. No cutting, bull nosing, or defacing of stock crankshaft. Balancing will be done only by holes and/or a minimum amount of grinding. Minimum weight is 49 pounds with reluctor wheel. All counter weights will remain as stock cast other than light cutting for balancing. Harmonic balancer - ATI #917000 only

24C. CONNECTING RODS-Size is 6.125 for length. Width 2.225. Minimum Weight 600 grams 1% variance in weight. Must be magnetic steel rods.

24D. PISTONS- Pin minimum weight 100 grams. Minimum weight is 450 grams. Rings 3 only allowed 2mm, 1mm, 1mm minimum.

24E. CAMSHAFT- Hydraulic Roller only. Maximum Lift .368 or .625 at valve. Maximum Duration .260 @.050

24F. OIL PAN-Kevco LS 101 or Champ LS 1155 only.

24G. COVERS-Front Cover GM part number 12600326 only. Rear Cover GM part number 12639250 only.

24H. CYLINDER HEADS- Approved heads only (must be ported from Lingenfelter) With CNC porting for LST. Jeff Meyers Ex. 1003. L92/LS3 No other grinding or port matching is allowed as from Lingenfelter. Decking allowed to get proper compression ratio. No angle milling. Must be GM castings only. No cutting below valve seat or bowl cutting. Valves -Stainless only. Any style valve job may be used. Valve springs Maximum diameter 1.328, Valve retainers/locks maybe titanium. Rocker arms intake part number 12569167 only. Exhaust 12579617 only. 1.7 ratio. Rocker arm upgrade kit maybe used.

24I. INTAKE MANIFOLD-Holley part number 300-131 or 300-131b only. As cast no machining, matching, grinding or blasting. No adding any material to floor or changing anything from the stock configuration.

24J. CARBURETOR & SPACE PLATE-Holley-2 barrel #4412 all rules apply as normal for carburetor. Spacer plate Wehrs Machine #WM 206100 only.

24K. HEADERS-Schoenfeld #136VYLS3 or equivalent \$800 Max MSRP.

24L. OIL PUMP-Oil pump 3 stage only. Maximum MSRP of \$1200.00 Barnes Preferred.

24M. IGNITION SYSTEM-MSD part number 6014CT only. With tech port. Maximum RPM set is 7600. Ignition timing must maintain flatline timing setting from 3000 to 7600 rpm rev limit (timing must not change between these rpms when

tech ed at anytime). MSD coils part number 8286 or the E-3 stock replacement truck coil or stock GM truck coil part number round or square. GM harness or MSD harness to MSD box must be used. GM part number 12579355 or MSD (part number not assigned yet) No Wires maybe cut or added to the harness or in or out of brain box. All coils and wires must be accessible at any time. Tech port must remain accessible at all times.

25. CARBURETORS

25A. All cars will use **Holley 4412 style 2bbl** approved carburetor.

(Exception 604 crate & 5.3LS may use Holley 650cfm 4bbl 4150 HP carburetor, part # 80541-1

All 4 barrels of Holley 650cfm must be fully operational at all times, no secondary's disconnected

25B. The HP or parts may also be used. **The Holley Ultra series will not be allowed.**

The Holley Aluminum (Part #0-4412SA) 500 cfm carburetor is NOT approved.

25C. All carbs must pass all UMA gauges and specs.

25D. Boosters must be stock appearing and as cast for carbs style and no extra holes may be drilled. May not be tapered. Must also be in stock location in body. No modifications of boosters.

25E. These parts must be UMA gauge legal. Throttle bores, Boosters and Booster legs

Throttle plates, Throttle shafts, and Main body. Metering blocks must be stock as cast for carb style and no extra holes may be drilled. Block may be plugged and may be machined but must remain stock appearing no aftermarket blocks.

25F. Double throttle return springs mandatory.

25G. HOLLY 650 CFM 4150 HP CARBURETOR-(allowed on 604 Crate & 5.3L LS Only) part number 80541-1 Carburetor must be securely fastened to the intake manifold and fully operational of all 4 barrels and include one (1) .0625-inch (1/16") or smaller flange gasket. Drop-in spacers, alteration, physical changes, machining, re-shaping or tampering with any part of the original parts, internal or external, is prohibited. Following is a listing of tuning and replacement parts permitted for use on the Holley 4150 HP Carburetor. Only genuine Holley replacement parts are permitted and must match exactly parts replaced. a. Jets b. Bleeds c. Needle and Seat d. Emulsion bleeds e. Power Valves f. Accelerator pump nozzles g. Accelerator pump cam h. Floats include all offered by Holley for the HP 4150/650 CFM Carburetor i. Floats maybe modified/angel cut. The use of any type Epoxy on the Holley 650 CFM 4150 HP carburetor, part number 80541-1 is prohibited. Coating of any type or the use of coatings on the Holley 650 CFM 4150 HP carburetor, part number 80541-1 is prohibited. Double return springs required.

26. CARB ADAPTER (SPACER) RULE: 1-1/8" max thickness w/gaskets. Original orientation required. Adaptors are one piece only. Tapered or Beveled Adapters Allowed. All Sealed Engine Packages must use builder certified adapter specific to approved engine package. Ford Ace with 2934 intake max 5/8" spacer. LS Spec Engines 5.3L must use Wegner #WA0349 adapter only for the Holley 4412 2bbl. (This Does Not Apply to Crate Engine Packages)

27. FUEL, FUEL PUMP & FUEL CELL

27A.FUEL-Racing pump fuel only; 110 Octane maximum allowed, Fuel samples may be taken at any time and tested. Alcohol, nitro-methane, nitrous oxide, other oxygenating agents, other additives and/or fuels that contain masking agents or oxygen are not permitted. Use of such substances or additives will result in immediate disqualification. **A variation of more than +/-0.3 in the Dielectric Constant (DC) reading from VP or Sunoco baseline 110 will be Illegal.** No icing or cooling of fuel system. Ethanol (E-85) is not allowed.

27B.Fuel Pump-Mechanical fuel pumps only on conventional engine package, exception is LST engine package.

27C.Fuel Cell-A fuel cell is mandatory with a 22-gallon (U.S.) maximum and a minimum of ten inches (10") ground clearance, fuel cell height measurement based with chassis up on UMA certified 4" blocks front & rear, cars not meeting 10" ground clearance with a minimum of 8" ground clearance will **add 25#'s** for the infraction. If fuel cell height is below 8" you will not race. Fuel cells must have rubber style bladder, foam baffle & check balls in place. Teams are responsible to verify that fuel cells and bladders are up to date and in good condition. Fuel cell must be mounted behind rear axle and between frame rails. **Fuel cell can is to be no closer than 2" to the back of the rear end. All fuel cell cans must be magnetic steel 1/8" thick**, with one-inch lip and front, bottom and rear being a one piece design. The top of the can will use current 18 or 20 gauge top and cell must be banded both ways with two steel (1" x 1/8") straps in each direction. The cell must be bolted in with a minimum of 14-3/8 bolts with flat washers on top and lock washers on bottom. The use of "U" style fuel cells or non-standard-shaped fuel cells is prohibited. Aeroquip or equivalent gas line required; routing must be outside of cockpit and protected from damage. All cars must have a rear protection bar extending below fuel cell.

27D. Fuel Cell Protection Plates: Cars without a 1/8" steel fuel cell can must **add 25#'s for non-approved fuel cell can** and are required to have 1/8" thick steel fuel cell protection plates mounted on outside of frame rails. The plates must cover the sides and rear of the fuel cell as well as minimum 1/8" steel plate between fuel cell and rear end.

28. RADIOS: All drivers must have a spotter in the designated spotter area during all racing events. Spotter required identification of car number on back of his/her shirt. RACEceivers are mandatory for Race Director Communications frequency is 454.000.

29. CAMERAS: Two cameras max allowed must point out front or rear window

30. TRANSPONDERS

30A. Transponders are Mandatory, and located 8" forward from center of rear axle. All competitors must have timing transponders on their car for the entire program including practice. Available at event.

31. CHAMPIONSHIP POINTS & MONEY Championship points will be awarded per your finishing position. If driver is disqualified, drivers behind them do not advance.

32. LOCAL TRACK VISITING EXCEPTION: Cars from local neighboring tracks/series that have similar but differing rules, and/or similar performance, may be allowed to participate during the season in the interest of welcoming competition. These cars will be granted temporary eligibility status for two weeks at the discretion of UMA officials on a case-by-case basis for eligibility and rule book conformity.

33. TECH INSPECTION: All cars are subject to inspection ANYTIME before, during, or after a race; Officials reserve the right to disqualify cars, require changes, or impound illegal parts until Nov 1st of that race season. Any interference with any official(s) and his/her duties will result in an automatic disqualification, and/or possible suspension. Disqualification (except weight violation) is retroactive to ALL previous events competed in that race meet. Any driver/owner refusing to allow the track officials to inspect his car will lose points and money earned for the night. Driver must provide their own tools for inspection.

34. PENALTIES: The chart below will be applied for violations as shown.

Super Late Models


| <i>WEIGHT</i> | <i>OFFENCE</i> | <i>POINTS</i> | <i>FINE</i> |
|-------------------------------|-----------------------|----------------------|--------------------|
| <i>1-5 LBS LITE</i> | <i>ANY OFFENCE</i> | <i>-10 POINTS</i> | <i>-\$100</i> |
| <i>6-10 LBS LITE</i> | <i>ANY OFFENCE</i> | <i>-25 POINTS</i> | <i>-\$250</i> |
| <i>11 LBS & OVER LITE</i> | <i>ANY OFFENCE</i> | <i>DQ</i> | <i>DQ</i> |
| <i>LEFT SIDE %</i> | | | |
| <i>UP TO 0.2% HIGH</i> | <i>ANY OFFENCE</i> | <i>-10 POINTS</i> | <i>-\$100</i> |
| <i>0.3 TO 0.5% HIGH</i> | <i>ANY OFFENCE</i> | <i>-25 POINTS</i> | <i>-\$250</i> |
| <i>OVER 0.5% HIGH</i> | <i>ANY OFFENCE</i> | <i>DQ</i> | <i>DQ</i> |
| <i>TRACK WIDTH</i> | | | |
| <i>UP TO 1/8" WIDE</i> | <i>ANY OFFENCE</i> | <i>-10 POINTS</i> | <i>-\$100</i> |
| <i>1/8" TO 1/2" WIDE</i> | <i>ANY OFFENCE</i> | <i>-25 POINTS</i> | <i>-\$250</i> |
| <i>OVER 1/2" WIDE</i> | <i>ANY OFFENCE</i> | <i>DQ</i> | <i>DQ</i> |



NOTES:

1. If the Roof Height (10" back from windshield), Fender Height (rear), Door Height (rear), Quarter Panel and Bumper Cover Height dimensions are higher than the stated dimensions, all five must increase by the same amount
2. Must fit centerline template within

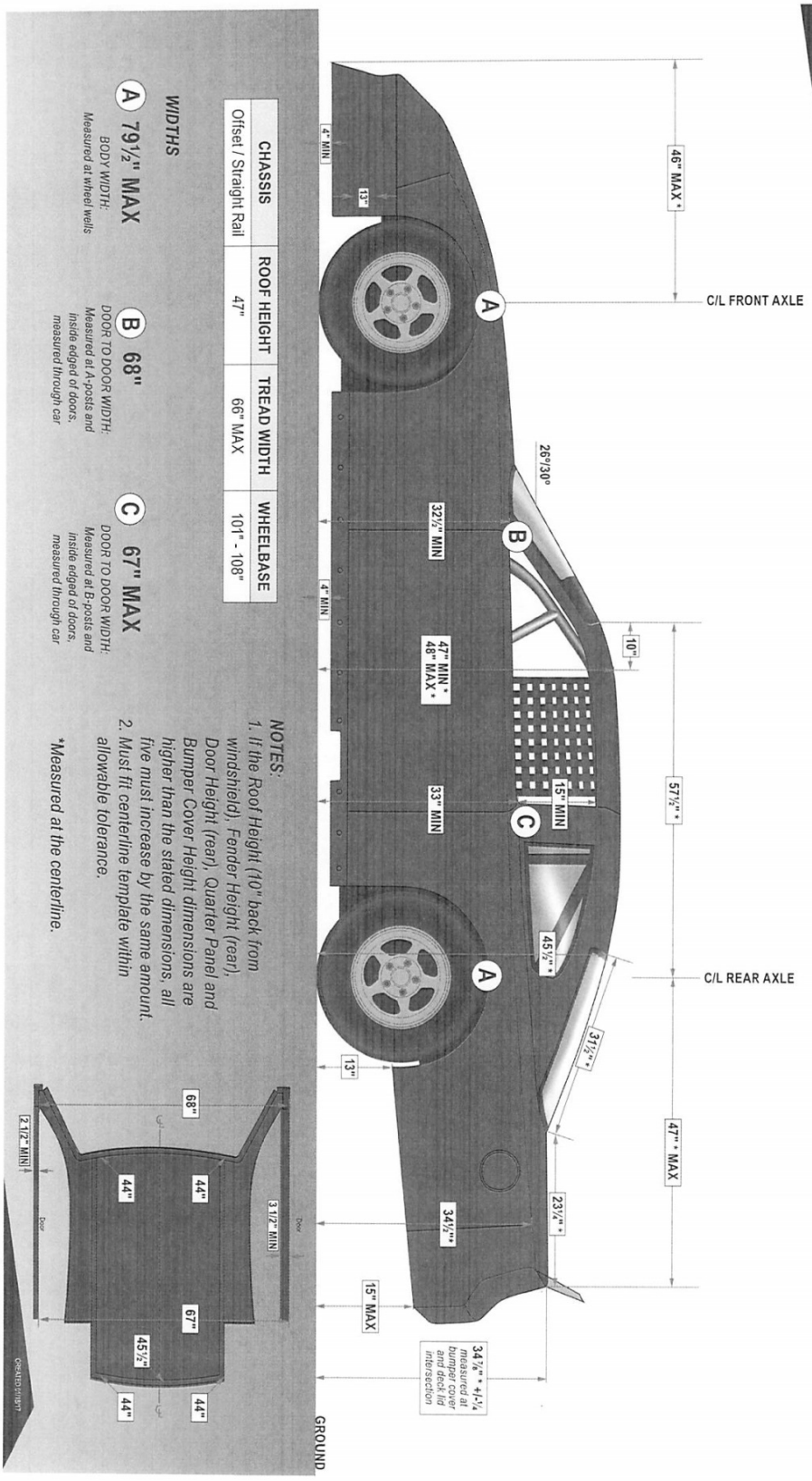
* Measured at the centerline.






APPROVED BODY CONFIGURATION

ABC BODY DIMENSION GUIDELINE CHART



| CHASSIS | ROOF HEIGHT | TREAD WIDTH | WHEELBASE |
|------------------------|-------------|-------------|-------------|
| Offset / Straight Rail | 47" | 66" MAX | 101" - 108" |


- WIDTHS**
- A 79 1/2" MAX**

BODY WIDTH:
Measured at wheel wells
- B 68"**

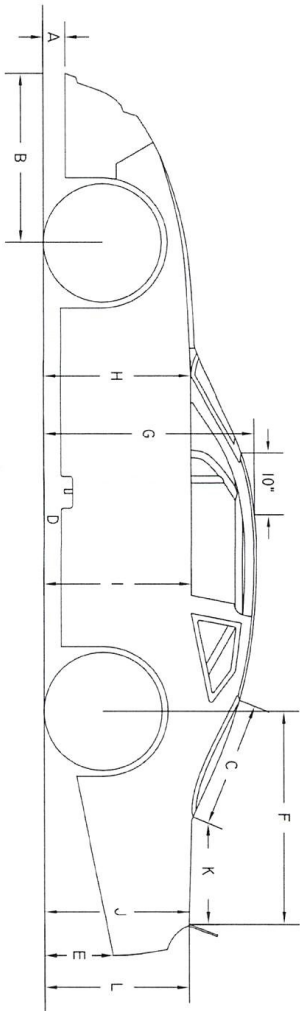
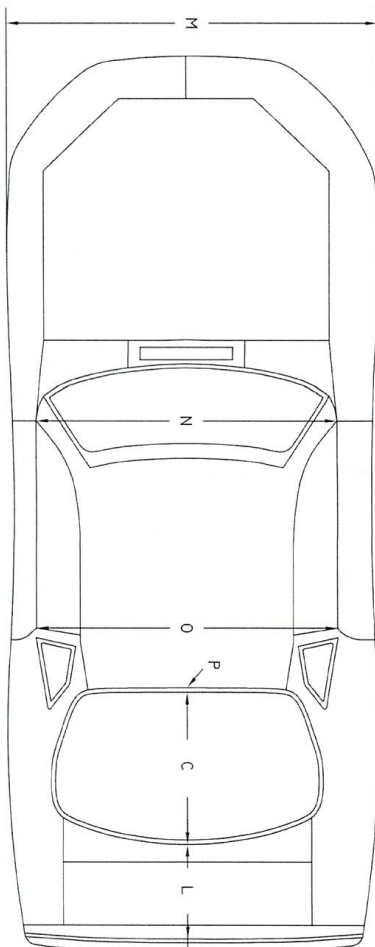
DOOR TO DOOR WIDTH:
Measured at A-posts and inside edged of doors, measured through car
- C 67" MAX**

DOOR TO DOOR WIDTH:
Measured at B-posts and inside edged of doors, measured through car

- NOTES:**
1. If the Roof Height (10" back from windshield), Fender Height (rear), Door Height (rear), Quarter Panel and Bumper Cover Height dimensions are higher than the stated dimensions, all five must increase by the same amount.
 2. Must fit centerline template within allowable tolerance.
- *Measured at the centerline.




2020 Super Late Model Revolution Series Body Dimension Guideline



| | | |
|---|---|---------|
| A | NOSE HEIGHT (MIN): from ground to bottom of nose | 4" |
| B | FRONT OVERHANG (MAX): on centerline | 48" |
| C | REAR WINDOW LENGTH: on centerline | 31 1/4" |
| D | SIDE PANEL CLEARANCE (MIN): from ground | 4 |
| E | BUMPER COVER HEIGHT (MAX): from ground | 16" |
| F | REAR OVERHANG (MAX): from base of spoiler at centerline to axle center | 47" |
| G | ROOF HEIGHT (MIN): 10" back from windshield, on centerline | 47" |
| H | FENDER HEIGHT: at rear | 33" MAX |
| I | DOOR HEIGHT: at rear | 33" |
| J | QUARTER PANEL HEIGHT: at bumper cover/decklid intersection (34 1/4" MIN) | 34 1/2" |
| K | REAR DECK: at center, from base of spoiler to rear window | 23 1/4" |
| L | BUMPER COVER HEIGHT: at centerline | 34 7/8" |
| M | BODY WIDTH (MAX): at wheel wells | 79" |
| N | DOOR TO DOOR WIDTH (measured through car): at 7" post and inside edges of the doors | 67" |
| O | DOOR TO DOOR WIDTH (measured through car): at 13" post and inside edges of the doors | 66" |
| P | ROOF HEIGHT, REAR: at centerline | 45 1/2" |

2308 Industrial Drive P.O. Box 540 Greenbrier, TN 37073 1-888-245-1468



U.M.A Driver/Competitor Agreement

I _____ by signing below certify and acknowledge that:

1. I have read and agree to comply with the rules as set forth in the UMA Official Rule Book for the class I am competing in.
2. Upon entering the race facility, I will submit my racecar to be inspected by UMA Tech Officials at their discretion.
3. I will follow all instructions and directives made to me by Track/Tech Officials.
4. When instructed I will make all corrections to my racecar to bring it in compliance with any rule specified at the Tech Officials discretion.
5. I also agree to comply with any specific instruction required by Tech Officials, as it pertains to modifications, handicaps, or adjustments for any particular event. Any questionable part needs prior approval from Chief UMA Tech Official.
6. I further acknowledge that any part or component of my racecar found not in compliance with the rules is subject to impound, penalties or disqualification at the discretion of the Chief UMA Tech Official.

Chief UMA Tech Official: Jeff Burrows 608-343-6929

Driver Signature: _____ Date: _____

Tech Official Signature: _____ Date: _____

*Must be signed to receive payout

WIDELLS
RACEWAY PARK EST. 1962

ALIVE for 5
SUNDAY, APRIL 18th-ICEBREAKER 100
SATURDAY, JUNE 5th-DAIRYLAND 100
SATURDAY, JUNE 26th-TRICKLE 99
SATURDAY, AUGUST 14th-BADGER STATE 125
SATURDAY, OCTOBER 23rd-FALLOWEEN 150
Each race \$5,000 to win!