



Unified Motorsports Association of Asphalt Racing
UMA- Asphalt Modified 2026 Rules 10.3

General:

These rules and regulations are designed to govern driver and crew member conduct during racing events. By participating in these events, all drivers are required to comply with these rules. While management makes no claim of guaranteed safety, these rules are enforced as a guide for the conduct of the sport. We are in the entertainment business. Drivers, Owners, Crew and Staff cooperate to provide this exciting level of entertainment. All rules, race scheduling and structure, are designed and implemented to support a balance between competition and entertainment value. Drivers and crew are required to conduct themselves as professionals at all times. UMA may change any rule at any time in an effort to reduce the cost of racing, maintain equal competition, or improve safety.

Procedural Rules: *It is the goal of management to maintain the safest possible racing conditions for all drivers, fans & track personnel. Only safety crews and wrecker crews are permitted on the track in the event of an accident. Pit crew members are not permitted on the track. A driver may exit a car if requested by a safety crew member or if safety warrants in cases such as a fire or if car is upside down. Drivers are encouraged to drop the window nets after an accident as a sign to approaching safety crew members that they are ok, especially in a multicar situation to alert approaching safety crew members which drivers are in need of urgent attention.*

Rules Infraction Policy: *UMA Management may suspend or fine any driver, team member, or car owner for violation of track rules, policies, or procedures. Management has right to confiscate any item that is in violation of the rules.*



2026 UMA Modified Specifications



1. SAFETY EQUIPMENT

1A. SEATS

Aluminum or carbon fiber racing seat required. Full containment recommended. All driver seats must be manufactured by a recognized manufacturer of seat and safety equipment. Seats may be multi-layer aluminum, carbon fiber, carbon composite, or other if approved. Shoulder supports on right and left sides of seat and head support on right are required. Seats must be equipped with left and right leg extensions, fully padded, running from the edge of the seat to the entrance of the foot box area. Seat construction must be approved from the seat bottom to above the driver shoulder area; must be fully padded, with padded pelvis, rib and shoulder supports on both the left and right side. Exception – Lajoie seat where construction is such that rib supports are not required. Bolt on head / shoulder containment systems are approved for competition. Seat must be fastened to frame/roll cage with minimum 3/8" grade 5 bolts and oversized washers. Seat must be located to give adequate distance from driver's arm to door bars. Seat may not protrude outside 4 point or top cage halo. The area behind the driver's seat and in front of left rear trailing arm mount must be plated with a minimum .090" thickness steel plate, measuring a minimum 10" inch tall by 12" inch wide. Plate must be securely welded or bolted into place to frame / roll cage. Seats must remain "as purchased and produced", no holes or other modifications made for weight reduction. Homemade seats or sprint car type seats are not permitted. SFI 39.2 likely to be required in future years.

1B. SAFETY BELTS

A minimum five-point harness system is mandatory. 6-point belts (double crotch strap) are recommended. Belts must be dated within 3 years of event date or newer. All seat belt and shoulder harness systems must be SFI specification 16.1, type Y-type shoulder belts are not approved for use. Competitors using the HANS device may use a standard three-inch (3") or the Schroth racing or equivalent two inch (2") wide shoulder strap. Schroth Racing shoulder strap system has been specifically designed for use with the HANS device. Schroth part numbers are profi iii-6fh; hybrid iii-h; profi iii-6h. Anchor shoulder straps at point zero to 10 degrees below the top of the shoulder. Note: Preferred mount is as close to shoulder as possible. Belts must be anchored to roll cage or frame. Grade "5" bolts 1/2" min diameter required.

1C. FIRE SUPPRESSION SYSTEM

A minimum 5-pound on-board fire suppression system is required. The 10-pound fire suppression with multiple discharge points is highly recommended. Cold Fire systems recommended for cockpit usage. Must have gauge in view and must be fully charged. Cockpit must be completely sealed off from engine compartment and fuel cell. Roll bar padding required around driver; Recommended: Fire retardant padding.

1D. WINDOW NET

Left side driver window net is mandatory. Construction must be ribbon web-type safety net with mechanical release. Driver-side window net required, minimum 16 inch by 18 inch. Ribbon style recommended and must be mounted to roll cage so latch is at top front of window. Mechanical release must be welded to the front or "A" pillar end of the bar. Spring-loaded releases are not approved for competition.

1E. DRIVER'S ATTIRE

Complete SFI-approved fire-retardant driving suit designed for racing along with fire retardant gloves, socks, underwear, and shoes required. Eye protection and a Snell SA-2015 (SFI 38.1) or newer helmet required. (Starting in 2026 the recommended helmet minimum rating will be a Snell SA-2020 rating) Snell "M" or D.O.T helmets not allowed. Use of head and neck restraint devices is highly recommended for all hot-track activity. Approved devices are the HANS device, LFT Technologies R3, Simpson and the Hutchens ii device. In all matters pertaining to safety, car owners, drivers and crewmembers must review and educate themselves in all safety standards. It is the responsibility of the car owners, drivers and crewmembers to install, wear and maintain all safety equipment as specified by manufacturer's instructions.

1F. CARBON FIBER USAGE

Carbon fiber is approved for safety use only (seats, helmets & HANS Devices).

Carbon fiber is NOT allowed for dash, panels, duct work, bolts, brake ducts, brackets, braces, or any other parts.

2. CHASSIS/FRAME

2A. OEM stock full chassis, clips, or fabricated / tubular frames allowed. American passenger car rear wheel drive full frames 1964 or newer or Unaltered Impala copied aftermarket front clips allowed from Howe Racing PN# 35809, Pathfinder PN# PF001, or Metric version Johnson Chassis JCI-09-1M. Reproduction 68-72 Chevelle frame approved. 2002 Ford Crown Victoria or similar frames allowed. Maximum 2-inch wide by 4-inch tall frame stiffener may be welded directly to outside of frame rail.

Frames may be cut in rear only at point no further than 36 inches from center of rear-end housing

2B. Front cross member must remain full and intact to the firewall on the left side; center of cross member may be notched and boxed for radiator and/or steering clearance only.

2C. No cutting or drilling holes in frame for weight reduction purposes.

2D. No titanium or carbon fiber products, parts or components allowed anywhere on racecar.

2E. All chassis must have driver's foot protection bar and a .090 steel foot box protector plate 9" x 12" minimum is required.

2F. Floor must be metal or .125 aluminum. Must cover entire driver's cockpit to rear edge of seat.

2G. Tow hooks on front and rear required.

2H. Drilling holes to lighten any part of the body, chassis, suspension or bolts is not permitted

3. ROLL CAGE

3A. Must consist of continuous hoops not less than 1.500-inch outside diameter with a minimum wall thickness of at least 0.095-inch. Low carbon, mild steel tubing is recommended.

3B. Seats, must be frame-mounted with grade 5 3/8" bolt and oversized washers.

3C. Must consist of a configuration of front and rear hoops connected by tubing on the sides or side hoops. Driver's head must not protrude outside cage with helmet on and strapped in driver's seat. Must have minimum of one cross bar in top halo of roll cage.

3D. Protection of feet is mandatory. Bar across back of engine with vertical bars and rub rails, or similar protection. No brace bars forward of cage may be higher than hood height. Main cage no further forward than engine plate.

3E. A minimum of three driver side door bars, at least 1½-inch O.D., must be as parallel with the ground as possible and located perpendicular to the driver so as to provide maximum protection for driver.

3F. The side bars must be welded to the front and rear of the roll cage members. Must have at least one cross door bar, minimum 1¼-inch O.D., on passenger side of car, either horizontal or angled. (Two is recommended.)

3G. Steel door plates, 0.090-inch minimum thickness metal, must be securely welded to outside of door bars on driver's side. Plate must cover the area from the top door bar to the bottom door bar.

4. BUMPERS & NERF BARS

4A. Steel **front and rear bumpers required at all times for on track event competition.** Two (2) bar front bumper is mandatory. Maximum size is 1-1/2" X .095" mounted to frame-end, no wider than width of material outside frame horns and with bottom loop parallel to ground. Top bar must be directly above bottom bar, minimum 6.5 inches apart. One single rear wrap around bumper is required Maximum size is 1-3/4". The required fuel cell protection bar (maximum size = 1-1/2" X .095") may be attached to the rear bumper. One single nerf bar between the front and rear wheels, on each side of the car are allowed. Maximum size 51-1/2" X .095". They are to be attached to the cage at the front and rear sections of the nerf bar. No center supports are allowed on the nerf bars. All bumpers and nerf bars must be capped with no sharp edges and not extend out past the width of the sidewall of the tires.

5. APPEARANCE/BODY

5A. Numbers: 18-inches on both sides and on roof readable from left side, additional numbers approximately 6" high on upper right side corner of windshield & on upper left rear filler panel.

5B. BODY: Body may be any make or model with any style body. Stock appearing roof required. Hood must completely cover the top of engine and radiator and must extend from the nose piece to the deck. Hood may be made of metal, aluminum, or fiberglass and must provide a seal to the top of the engine compartment and cannot cover side of engine more than 5". Hood scoops allowed. No special wings or anything in front of front tires. Rear Filler Panel recommended.

5C. WINDSHIELD: Windshield recommended Minimum of 1/8 inch thick Lexan in front of driver. Two interior supports 1 inch wide and 1 inch deep (not plastic) recommended. Windshield must be able to deflect any debris or oil that might enter driver's compartment from the front. If bullet-style windshield used, center window bar recommended. If no windshield is used a minimum of three (3) windshield bars 5/16" in diameter is required and must be mounted in front of driver.

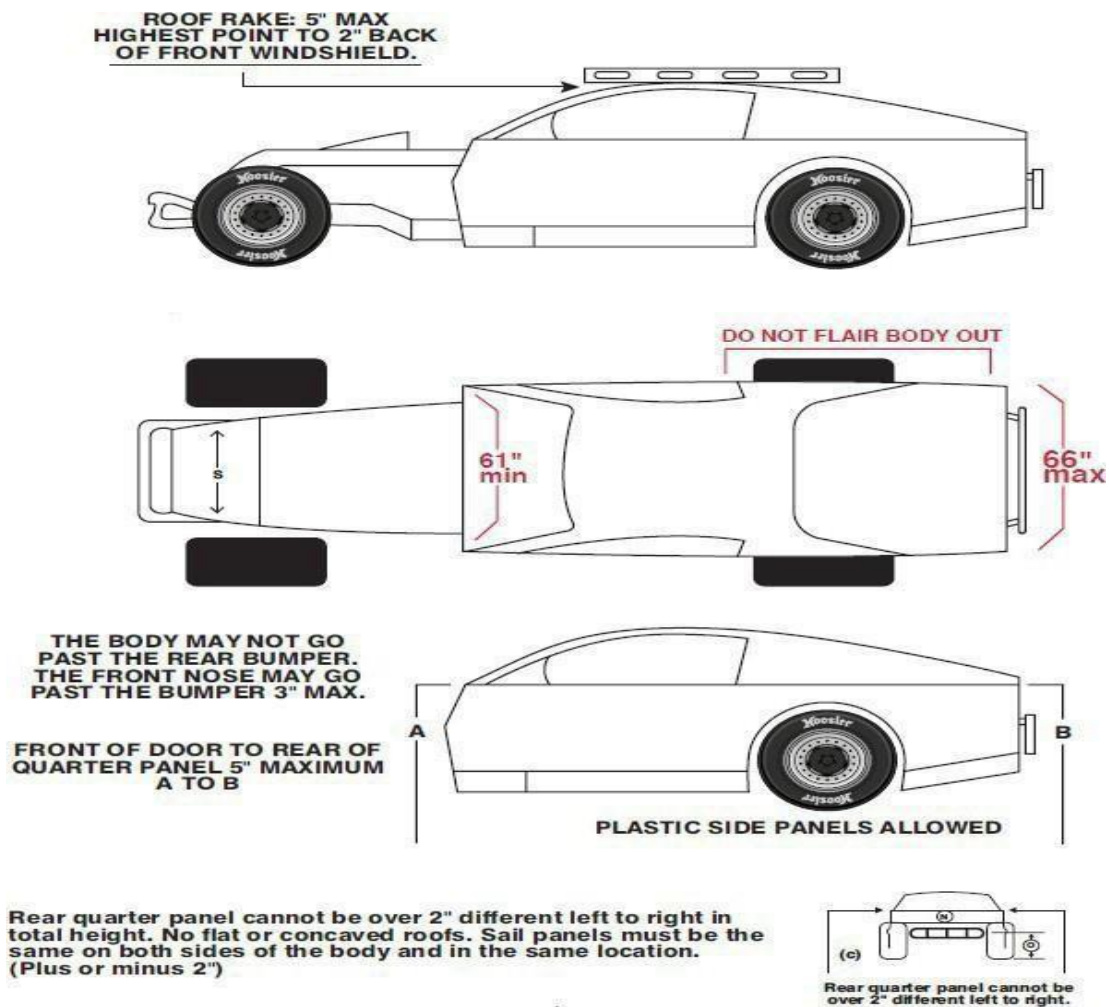
5D.SPOILER: A clear see thru Lexan spoiler with NO lettering is required with a Maximum height of 5" tall x 66" width with spoiler not extending outside body; 43" max height from ground with driver; must not extend down the side or outside rear quarter panels, no wings, side skirts or wicker bills allowed. Rudders or forward mounted brackets will not be permitted. 2-week grace period for non-compliance.

5E.BODY-GENERAL: No Panning under the sides or rear of the car, No louvers or vents in the fenders, doors, or quarter panels. No Fins, Vortex Generators, Vertical Lips, Wicker Bills, or Wings anywhere on the body.

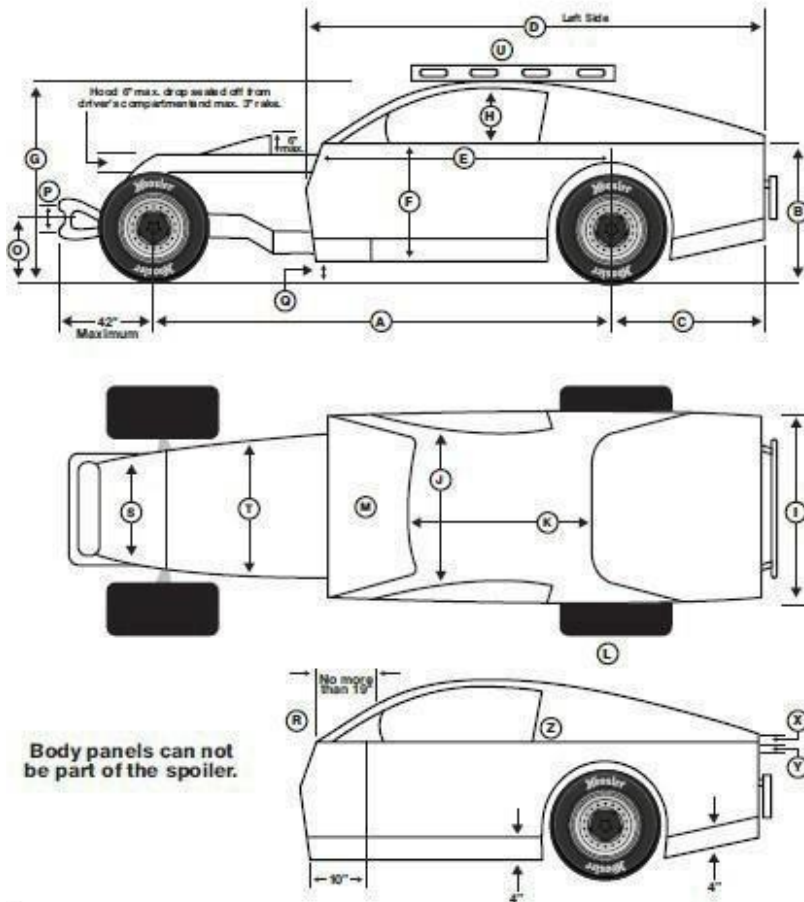
5F.TAPE: **Taping of hood seams is allowed, No taping of rear spoiler at any time. Tape on the nosepiece grill screen is allowed for qualifying only.**

5G. BODY CONFIGURATION GUIDELINES- SEE NEXT PAGE

5G. BODY CONFIGURATION GUIDELINES



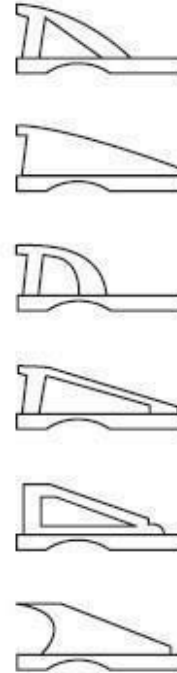
A	108"min	I	61"min 66"max	Q	3" minimum	Y	4"maxinteriorslopefrom front to rear
B	28"min 38"max	J	44"min 52"max	R	19"maxmustbe sameboth sides	Z	Mustbe same both sides
C	34"min 48"max	K	41"min 56"max	S	Min.24"nosemust be flat and flush with sides.		
D	106"min 120"max	L	N/A	T	66"max		
E	72"max	M	Windshield must be sealed from engine compartment	U	2"max clearance at rear of roof and 5" at top front.		
F	22"min 31"max	N	8"min./90degree Solid material	V	N/A		
G	42"min 54"max	O	16"min 20"max	W	N/A		
H	12"minbothsides 1"maxboth sides	P	6.5"centerto center	X	2"maxatrearof car		



Body panels can not be part of the spoiler.

EXAMPLES

Sail panels must be the same on both side of body plus or minus 2"



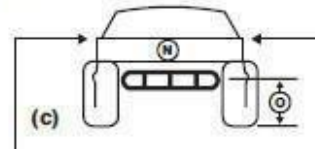
Rear bumper must be capped, with no sharp edges, and bent forward on the ends at a 90° degree angle.



Fuel cell must be protected from bumper down to bottom cell.



Top View
Inside or outside of body



Rear quarter panel cannot be over 2" different left to right.



6. WHEELBASE & TRACK WIDTH

6A. Minimum Wheelbase 108" both sides plus or minus ½"

6B. Maximum track width (front or rear) **68" measured center to center of tire.**

7. SUSPENSION

7A. Stamped steel OEM replacement lower a-frames; rubber, nylon, or steel lower a-frame bushings; Heims; welded or bolted shock mounts on lower a-frames; Lower a-frames must be right and left, and of the same design. Lower a-frame mounts and bolt holes on frame must be in OEM location. OEM type ball joints only. Sway bar must be OEM type, no splined bars; no rear sway bars.

7B. No suspension adjustment devices are permitted in the driver's compartment area or in reach of driver at any time in car. Weight transfer or suspension adjustment devices, adjustable while the car is under way are prohibited. No driver adjustments other than one adjuster for brakes.

8. REAREND

8A. Spool type differential only. Any 3 or 4 Link Steel Floater type or steel tube quick change rear end allowed.

8B. Minimum 10" ring & pinion quick change.

8C. No open tube or cambered (1/2 degree tolerance) rear ends. No cambered or torsion type hubs or drive plates

8D. One-piece straight spline drive plates only.

8E. Magnetic steel axles required.

8F. All Links, trailing arms & top link must be solid link from heim to heim NO Springs, Biscuits or Rubber bushings allowed. No Lift Bars Allowed. No Birdcages or Senneker T-arm assemblies or bridge kits.

8G. Steel coil-over eliminators, or steel or aluminum coil-over kits allowed on rear end only with 4.5" minimum spring, must conform to shock and spring rules.

8H. All plugs (drain, inspection, etc.), must be safety wired, failure to comply will result in \$100 fine.

9. SPRINGS

9A. Steel springs only, non-progressive coil spring and/or steel leaf spring one per wheel. Coil Springs must be at least 4.5" inches in O.D. No Torsion bars or air bags. Leaf spring rule: Steel multi leaf springs allowed. Other suspension parts not allowed include floating leafs, half leafs, mono leafs, or top springs. Aluminum lowering blocks and adjustable rear shackles are allowed. Solid bar 3rd link only. Steel coil-over eliminators, or steel or aluminum coil-over kits allowed on **rear** only with 4.5" minimum spring.

10. SHOCKS

10A. One steel shock per wheel that is non-adjustable; No bulb-type, threaded body, air, or remote reservoir shocks. No Schrader valves or bladder type valve allowed. No external or internal bumpers or stops. Maximum 2.125 inch O.D. shock body. No shock covers allowed. All shocks must be completely collapsible and extendable at any time. Shock components must match for that make and model of approved shock. Legality of any shock will be determined by Tech officials.

11. SPINDLES

11A. No Fabricated or dropped Spindles (OEM Type cast spindles only) reconditioned cast OEM spindles allowed P/N#3448B LH and P/N#3449B RH.

12. BRAKES/ROTORS/HUBS

- 12A.** Four wheel brakes required at all times.
- 12B.** Any stock steel single piston OEM type replacement caliper is allowed.
- 12C.** Dual master cylinder after-market brake pedal is allowed.
- 12D.** No ABS units, brake recirculation systems, or floating caliper brackets
- 12E.** Only one brake bias adjusting unit allowed.
- 12F.** No blower motor devices allowed.
- 12G.** Directional vane rotors allowed
- 12H.** Minimum rotor width .810" for front brake rotors.
- 12I.** No floating or self-centering rotors. Directional vane rotors allowed.
- 12J.** Steel hub and rotor (2 piece allowed) No aluminum hubs. No W-5 Hubs allowed.

13. STEERING

- 13A.** Steering Box only. No rack & pinion allowed. Steering box with center link style required must be steel in OEM location. (OEM aftermarket type center link allowed) Exceptions are inner/outer tie rod ends may be replaced with heims and adjuster sleeves, steel or aluminum.
- 13B.** Quick release steering wheel required.
- 13C.** Steering shaft must incorporate a minimum 2 U-joints and deflect force away from driver.
- 13D.** Collapsible steering shaft recommended.
- 13E.** No electric power steering units. No titanium steering components or hardware allowed.

14. TRANSMISSIONS/CLUTCH

- 14A.** OEM case production type & Aftermarket (*Bert, Brinn, Falcon*) allowed. (*2-speed, 3-speed, 4-speed and automatic*). No 5-Speed allowed. No "in and out" boxes allowed.
- 14B.** Transmission must have two forward and 1 reverse working gears plus a neutral position minimum.
- 14C.** Automatic transmissions & stock clutches must have an approved scatter shield
- 14D.** Standard clutch type transmissions must have a blow proof bell housing (*steel or aluminum*).
- 14E.** One inch inspection hole required on top of bell housing.
- 14F.** No bottom load transmissions.
- 14G.** Performance grade stock or racing clutch permitted. Minimum diameter 5½"
- 14H.** No carbon fiber clutches allowed.
- 14I.** All plugs (drain, inspection, etc.), must be safety wired, failure to comply will result in \$100 fine.

15. DRIVESHAFT

- 15A.** Steel Only; 2" minimum diameter. No energy absorbing or carbon fiber drive-shafts allowed. No chrome moly steel or aluminum allowed.
- 15B.** Drive shaft must be painted white.
- 15C.** Safety hoop required on front half of drive shaft, two are strongly recommended
- 15D.** Driver must be protected from drive shaft.

16. WHEELS

- 16A.** Aftermarket made for racing, 15"x 8" inch maximum.
- 16B.** Minimum Wheel Weight 14 lbs. Steel Wheels only permitted.
- 16C.** No tire pressure reliefs or bleeders of any kind allowed.
- 16D. Wheel Studs and Spacers-**A minimum of five (5) lug nuts per wheel, minimum 0.625-inch (5/8") Solid steel nuts only, showing a minimum of two (2) threads through the nut, must extend through the lug nut when clamping the wheel to the hub.

17. TIRES

17A. TIRES- Approved Tire is Hoosier D810. Tire bank system will be utilized; Teams may enter a maximum of 4 tires into their initial tire bank, and can purchase one new tire per week of competition completed. After every four events drivers with 100% competition attendance for the year will earn one extra tire allotment for the next event. New competitors coming in after the first event of the season may only purchase 4 tires to start their tire bank and must start behind the invert if using all 4 new tires or if you only use two new on the first night of competition and two used with 4/32" wear on them you can start where you qualify. All tires used in competition, (heats, dash, feature, etc.), must come from that Competitor's tire bank. You may qualify and race on any combination of tires from your bank. Tire bank follows the driver. Used tires entered into tire bank will be counted as new tires. (Flat tires will be handled on a case by case basis, any replacement tires will be based on usage/age of the flat tire) Tires are available for purchase at the track (Special Events Subject to additional Tire allotment) A run off period for D-800 tires will be allowed for 2026, any D-800 tires entered into tire bank for use will count as new tires towards season allotment.

17B. Chemical Treatment of Tires: Tire softening is not permitted and if found guilty will result in the disqualification from the event and loss of prize money and points. Drivers guilty of altering and/or chemical treatment of tires may also be suspended for up to one year from date of infraction.

17C. TIRE BAR CODES AND MARKINGS: Removing, replacing or tampering of the original Hoosier Tire bar code or any tech official markings of the tire is a violation of the rules and takes the tire out of compliance with tire bank standards and is not permitted. If found guilty will result in the disqualification from the event and loss of prize money and points. Drivers guilty of altering or replacing tags or markings of tires may also be suspended for up to one year from date of infraction.

18. FUEL PUMP/FUEL CELL/FUEL

18A. Fuel Pump Stock type mechanical drive (belt drive ok) No electric fuel pumps.

18B. Fuel Cell is mandatory with a 15-gallon (U.S.) maximum capacity complete with a rubber style interior bladder recommended, full foam baffling inside and must have a functional roll over check valve ball and or safety flap system. An in-line fuel safety shut off valve (SRI #FPF-FSV or OBERG #SV0828) at the point the fuel line exits the cell and before fuel filter are recommended. The use of "U" style fuel cells or non-standard-shaped fuel cells are prohibited.

18C. Fuel Cell Can Containers made of 1/8 inch sheet steel are strongly recommended. All fuel cell cans must be magnetic steel with one-inch lip being a one piece design. Top cover must be made of magnetic sheet steel not less than 22 gauge (0.031" thick) and bolted to the bottom container with a minimum quantity of 14, grade 5, 1/4 inch bolts, with flat washers on top and lock nuts or lock washers and nuts on the bottom, cell must be banded on top both ways with two steel (1" x 1/8") straps in each direction. (No aluminum fuel cell top covers allowed period)

18D. Fuel Cell Protection Plates: Cars without a 1/8" steel fuel cell container are required to have full steel protection plates no less than 13 gauge (0.090 thick) mounted securely thru welding or bolting to the outside of frame rails on sides and rear in an approved manner to cover the entire height and width of fuel cell container used. Also required is a front protection plate between the fuel cell container front side and the rear end cover. This said plate must be full width and height of fuel cell container, no less than 0.090" thick magnetic steel or 0.125" thick aluminum and securely fastened in an approved manner to the front fuel cell container mounting cross member. Add 25#'s for non-approved 1/8" steel fuel cell container for the night, must be rectified by next event.

18E. Fuel Cell Mounting must be behind rear axle and between frame rails. Fuel cell can be no closer than 2" to the back of the rear end. Bottom of Fuel cell, must be at least 10 inches from the ground at allowed minimum ride height. Fuel cell must be mounted utilizing a front and rear cross member configuration with a minimum 1" x 1" 0.095 wall thickness square steel tubing. Cross members must be bolted thru the frame or fuel cell mounting brackets that have a minimum thickness of 1/8 inch (0.125"). Cross member mounting bolts must be 7/16 inch grade 5 minimum with support washers. Strongly recommend 1/2 inch grade 5 minimum mounting bolts for fuel cell cross members to frame and or mounting tabs. All fuel cells must be protected with top and bottom frame support bars and the lower rear protection bar extending below fuel cell.

18F. Fuel Lines must be Aeroquip type or equivalent; routing must be outside of cockpit and protected from damage.

18G. Fuel Filler must be accessed through deck lid; filler spout may be extended, but not connected to bodywork.

18H. Fuel: All engine packages may use racing fuel; 110 Octane maximum. Fuel samples may be taken at any time and tested. Alcohol, nitro- methane, nitrous oxide, other oxygenating agents, or other additives and/or fuels that contain masking agents or oxygen are not permitted. No Coloring additives. Use of such substances or additives will result in immediate disqualification. Ethanol (E-85) is not allowed.

19. EXHAUST

19A. Headers or cast iron manifolds allowed on all engines No Tri-Y Headers or stainless steel headers.

19B. Mufflers are Mandatory and are not to be tampered with or hollowed out. Any car without mufflers or not under 100 decibels will **add 25#s** for the night & must remedy the issue before next event or will not race, one warning only.

20. BATTERY/IGNITION SYSTEM

20A. 12-volt systems maximum

20B. Batteries must be securely mounted ahead of rear axle, away from fuel cell and lines.

20C. All batteries in driving compartment must be in approved sealed battery box.

20D. Battery disconnect switch required & must be located in center of driver compartment accessible to the safety team from the passenger side window.

20E. All Engines must be equipped with a Distributor Type Ignition System, No crank fire ignitions.

20F. Vacuum advance may be removed and the pick-up coil locked.

20G. MSD, any brand, or GM ignition boxes are allowed.

20G. No magnetos.

20H. No electronic traction control devices of any type. No Speed Sensors allowed.

21. COOLING SYSTEMS

21A. Any metal radiator mounted in front of engine, between frame horns.

21B. Fan protection and overflow tank mounted in engine compartment required.

21C. Water pump must be stock type in stock location. Electric water pumps are NOT allowed.

21D. Antifreeze is strictly prohibited and carries \$100 fine if found.

21E. Cooling system shall consist of any conventional system that employs the use of a standard radiator cap or caps. The use of any manual highly pressurized cooling system, with or without expansion surge tank is strictly prohibited.

21F. Oil and transmission fluid coolers are not allowed in driver's compartment.

21G. Accumulators cannot be mounted between driver and left-side door.

22. ENGINE & LOCATION

22A. American make 8 cylinder small block engine allowed with max CID 410. Steel block.

22B. No machine work to the outside of block.

22C. Wet sump oiling system only.

22D. (NO LS Series Engines Allowed)

22E. Rear of engine must be mounted at least 72 inches forward from centerline of rear axle.

22F. Engine offset must be within 2 inches of centerline of front cross member with engine level.

23. ENGINE SECTION

23A. GM 602 CRATE ENGINE GM 602 Certified, UMA, Wegner or IMCA Sealed 602 Crate Engine (P/N #19258602) must be used as produced from factory; motor will be allowed one Holley 4 bbl 650 cfm carburetor #80541-1, 80541-2 or 80541-3 (with no modifications) with no adapter plate or spacer. One .070 paper gasket allowed. Crate engines must run stock style HEI distributor with coil in cap and a maximum timing of 34 degrees. MSD Soft Touch Rev Control Part #018-8728 or 018-8727CT with a maximum 6200 rpm chip required. Ignition Box must be out of the reach of the driver.

23B. CONCEPT ENGINE-American make 8 cylinder small block engine allowed with a maximum cubic inch of 410cid. No aluminum blocks. (NO LS Series Engines Allowed) No machine work to the outside of block (lightening). Wet sump oiling system only. No magnetos. **Aluminum cylinder heads allowed with 25 lbs. total equally split and bolted on each side of the front torque plate on side of the engine.** Roller cams allowed. Motor mounts cannot be removed or altered. Castings and fittings must not be changed.

23C. GM 604 CRATE ENGINE-Allowed with Holley 4412 Carb and weight of 2650 lbs. updated or stock

24. CARBURETOR-IRON HEAD & OPEN CONCEPT

24A. The Holley Ultra Series is NOT Allowed.

24B All Non-GM 602 Crate Motors will use **Holley 4412 style 2bbl** approved carburetor.

24C. The Holley Aluminum (Part#0-4412CT) 500 cfm carburetor is now approved.

24D. All carbs must pass all Tech gauges and specs.

24E. Double throttle return springs mandatory.

24F. Holley 4412 Carburetor Rework Guidelines: Body of Carbs: No polishing, coating, grinding, or drilling of holes allowed. Gasket surfaces may be machined for improved sealing. The choke may be removed, but all screw holes must be permanently sealed. Choke horn may not be removed. Boosters may not be changed including no additional holes. Height, size, and shape must remain standard and unaltered. Venturi area must not be altered. Casting ring must not be removed. Base plate must not be altered in shape or size. Butterflies: Must not be thinned or tapered. Screw ends may be cut even with shafts, but screw heads must remain standard. Throttle Shafts: Shafts must remain standard and must not be thinned or cut in any manner. Holley 4412 HP metering block is allowed but cannot have any additional fuel passages drilled and or plugged. Standard 4412 metering block may be drilled/plugged, but can only have a total of 3 fuel passages per side of block, must remain stock appearing for carb style, no aftermarket blocks permitted. Any attempt to pull outside air other than straight down through the venture is not permitted. Jet may be changed. No dial-a-jet devices. No addition of any material, such as epoxy, may be added to carb or parts except to seal vacated external screw holes. Epoxy allowed on boosters of 4412-2 bbl. at main body only.

24G. No fuel injection systems of any kind allowed.

24H. CARB ADAPTER- 1-5/8" max thick w/gaskets. Original orientation required, adaptor may protrude into plenum of Intake Manifold by a Maximum of 1/4". Adaptors are one piece only. Tapered or Beveled Adapters Allowed. (THIS DOES NOT APPLY TO 602 CRATE ENGINE PACKAGES)

25. CARBURETOR GM 602 CRATE- Holley 650-HP P/N #80541-1, #80541-2 or #80541-3 No modifications or epoxy on boosters and no adaptor plate allowed. One .070 gasket allowed. All 4 barrels of Holly 650cfm must be fully operational at all times, no secondary's disconnected. Double return springs are mandatory. No fuel injection systems of any kind allowed.

26. AIR FILTER- All air must enter engine through top of carburetor ONLY; Air filter maximum size 14- inches outside diameter by 4-inches high. No flow enhancers or cold air induction permitted. K&N filters permitted. Air filter is mandatory to act as a flame arrestor.

27. WEIGHT/ENGINE PACKAGE COMBINATIONS.

27A. Weight Measured with the driver sitting in the driver's seat, with steering wheel in place, hands on steering wheel and helmet on driver's head.

27B. Weights include driver, race ready with fuel on board.

27C. All weights are minimums with no fuel allowance.

27D. All weights must be properly anchored with minimum of ½" grade 5 bolts with oversized washers to frame rail outside driver's compartment. Weights must not be lower than bottom of frame rail. Ballast weight must meet 10" ground clearance behind rear axle.

27E. Ballast must be painted white and lettered with car number.

27F. Any loss of weight from any car will result in a \$100 fine.

27G. No tungsten, lead shot, ball bearing type, or liquid type allowed. No moving weight or weight moving devices allowed. All weight must be in solid blocks.

UMAMODIFIED

BASE WEIGHT	ENGINE	CARB	Notes	%
2550	GM 602 Crate Engine #19258602	Holley 650cfm 4bbl 4150 HP carburetor	6200 RPM Chip	60% Left Max
2650	604 Crate Engine	Holley-4412 500 cfm 2bbl	6700 RPM Chip	58% Left Max
2650	Iron Head Concept Engine	Holley-4412 500 cfm 2bbl	7000 RPM Chip	58% Left Max
2675	AlumHead Concept Engine	Holley-4412 500 cfm 2bbl	7000 RPM Chip	58% Left Max

Weight Options	Weight
Base Weight	See chart above
Solid Rear Axles with minimum of 1.125 O.D	-25
Fabricated/Tubular front clips add weight to center of front cross member	+25
Non Approved Steel Fuel Cell Protection One Event Only Allowed	+25
Non Approved Exhaust under 100 decibels One Event Only Allowed	+25
Ratcheting/Torque Sensing Rear End	NOT ALLOWED

28. ILLEGAL EQUIPMENT- No Data Logging gauges or Data recording/acquisition equipment or data gathering or timing devices are allowed. No computer or video analysis equipment of any kind allowed. No Super chargers; turbo charger; nitrous or other injection systems; pressure or electric fuel systems; aluminum blocks; dry-sump systems; floating brakes; Aftermarket brake recirculators; or external oil pumps; ABS units, or traction control devices of any kind are not allowed. No Speed Sensors of any kind, No titanium, magnesium, carbon fiber or tungsten products. No electronic monitoring computer devices capable of storing or transmitting information except memory recall tach. All wiring must be visible for inspection. Any type of traction control equipment is strictly prohibited on any car or location in the pit area of any event and will subject the team(s) to disqualification, confiscation of equipment, suspension, penalties and/or fine before reinstatement. All illegal equipment is subject to confiscation and destruction at the discretion of management.

29. NO TRACTION CONTROL DEVICES OF ANY KIND - Any type of traction control equipment is strictly prohibited on any car or location in the pit area of any event and will subject the team(s) to disqualification, confiscation of equipment, suspension, penalties and/or fine before reinstatement.

30. **RADIOS:** Radios are optional but allowed for communications. **Spotter must be in designated spotters stand during race with car number taped on back of shirt.**
31. **RACECEIVERS:** Raceceivers are mandatory for Race Director Communications Channel 454.000
32. **TRANSPONDERS:** Transponders are required, and are to be attached to the torque plate (back of engine block) on the right side of the car 72" from centerline of rear axle. Available for rent at the track.
33. **CAMERAS:** One camera max allowed must point out front window. **EFRC** "except for rare cases" example track/tech approved media use
34. **TEAM DRIVING:** Not Allowed
35. **CHAMPIONSHIP POINTS:** will be awarded per your finishing position.
36. **FEATURE INVERT:** Season point night feature events will be inverted 65% of top 16 in qualifying or 65% of field if less than 16 cars. Discrepancies of .5 and up will round up .4 and below will round down.
37. **CONE RESTARTS:** The cone will not be in play until half the feature event laps have been completed, all cautions prior to halfway will be lined up in a single file restart. Once halfway in a weekly racing division A or B Main the field will get two attempts. Once two double file re-starts have been exhausted; if another caution would be needed before the finish of the event, the field will once again align in a single file re-start manner for the remainder of the event.
38. **LOCAL TRACK VISITING EXCEPTION:** Cars from local neighboring tracks/series that have similar but differing rules, and/or similar performance, may be allowed to participate during the season in the interest of welcoming competition. These cars may be granted temporary eligibility status for one week at the discretion of Tech officials on a case-by-case basis for eligibility and rule book conformity.
39. **TECH INSPECTION:** All cars are subject to inspection at any time before, during, or after a race; Officials reserve the right to disqualify cars, require changes, or impound illegal parts. Any interference with any official(s) and his/her duties will result in an automatic disqualification, and/or possible suspension. Disqualification may be retroactive to all previous events competed on race night. Any driver/owner refusing to allow the track officials to inspect his car will lose points and money earned for the night. Driver must provide their own tools for inspection.

39A. PENALTIES: See Below UMA MODIFIEDS

WEIGHT	OFFENCE	POINTS	FINE
1-5 LBS Light	ANY OFFENCE	-10 POINTS	-\$50
6-10 LBS Light	ANY OFFENCE	-25 POINTS	-\$100
11 LBS & Over Light	ANY OFFENCE	DQ	DQ
LEFT SIDE %			
Up to 0.2% Over	ANY OFFENCE	-10 POINTS	-\$100
Over 0.3%	ANY OFFENCE	DQ	DQ
TRACK WIDTH			
Up To 1/8" Wide	ANY OFFENCE	-10 POINTS	-\$100
Over 1/8" Wide	ANY OFFENCE	DQ	DQ